

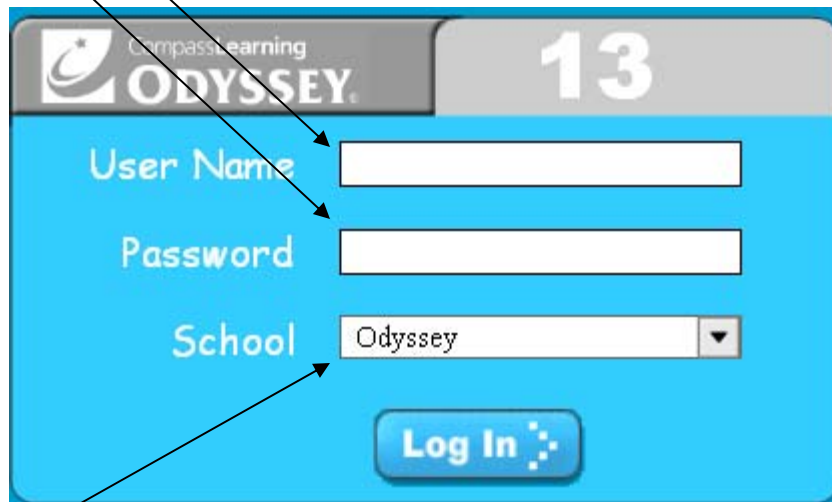
## Compass Learning

Go to <http://odyssey.ipspd.org> (available at home or school)

### Students

**User name:** Student ID# (without the leading zeroes)

**Password:** School Computer password





**School** (Enter into the "School" field)

Still Middle School = Still

All other schools enter Odyssey

After login, any assignments from the student's classroom teacher will be displayed. Click the assignments to complete them.





- **Portfolio** – Check recent work, monitor progress in assigned lessons, and view progress reports.
- **Odyssey Writer** – A word processor and organizer built into *Odyssey*. A third party has developed a comprehensive guide to *Odyssey Writer*. See [http://sbcsc.schoolwires.com/143910121111248580/lib/143910121111248580/Odyssey\\_Writer\\_Help.pdf](http://sbcsc.schoolwires.com/143910121111248580/lib/143910121111248580/Odyssey_Writer_Help.pdf)
- **Tool Kit** – The Toolkit is for k-8 students. It includes a graphing tool, counters, data representation, fraction tool and other features.
- **Activity Finder** – If a student has no assignments, the student can get additional assistance by entering the lesson activity (LA) code in the Activity Finder box and clicking the arrow to begin the activity.

Within the **Portfolio**, the student can check on *Recent Work*, *Assignments*, and *Reports*.



Lesson activity codes can be found for 6<sup>th</sup> grade math, 7<sup>th</sup> grade math, 8<sup>th</sup> grade math, Algebra 1 at [http://it.ipds.org/classroom\\_support.html](http://it.ipds.org/classroom_support.html). The codes are correlated to general topics and they may not be specifically link to the classroom lesson.

Check your computer's specifications and whether your computer has the appropriate plugs at <http://www.compasslearningodyssey.com/systemrequirements.html>